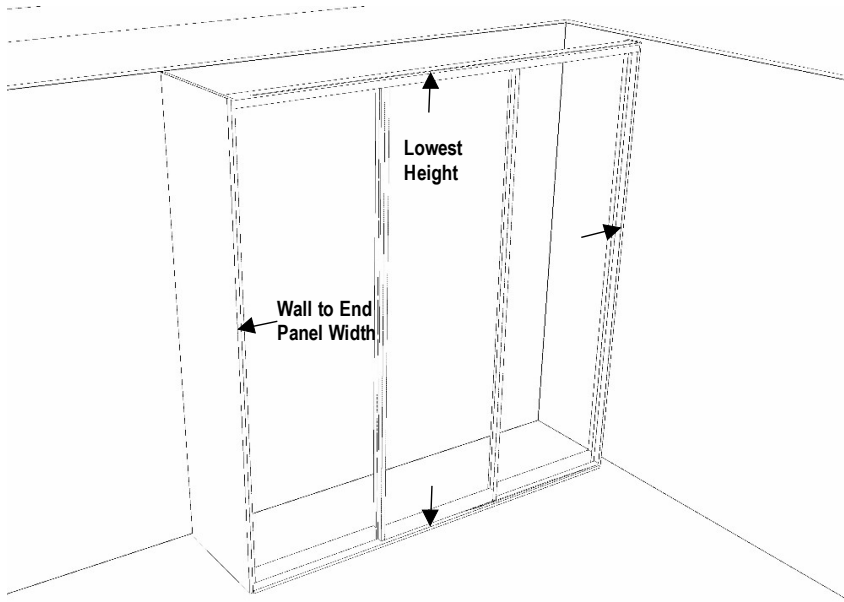


The Sliding door Store Measuring Guide

1. Complete Wardrobe

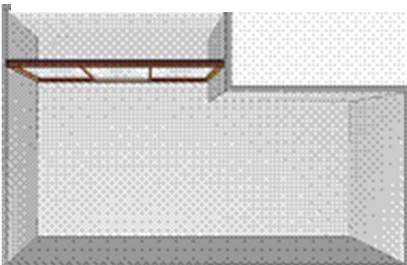
When we supply a complete Wardrobe. what we require is the complete Space that you have, then we will make the finished Wardrobe a little smaller to allow for fillers,
e.g. A wall to wall dimension of 2000mm – (2 x 40 fillers = 80) = 1920mm Wardrobe width,
The Height we will reduce unit by 40mm
e.g. Floor to ceiling of 2450mm – 40 = 2410mm Wardrobe Height.



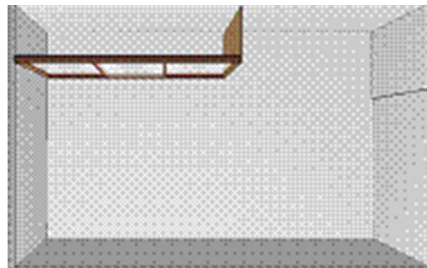
IMPORTANT - Use the smallest measurement when supplying us with measurements.

Different Installation Situations

Wall to Wall



Wall to End Panel



End Panel To End Panel

